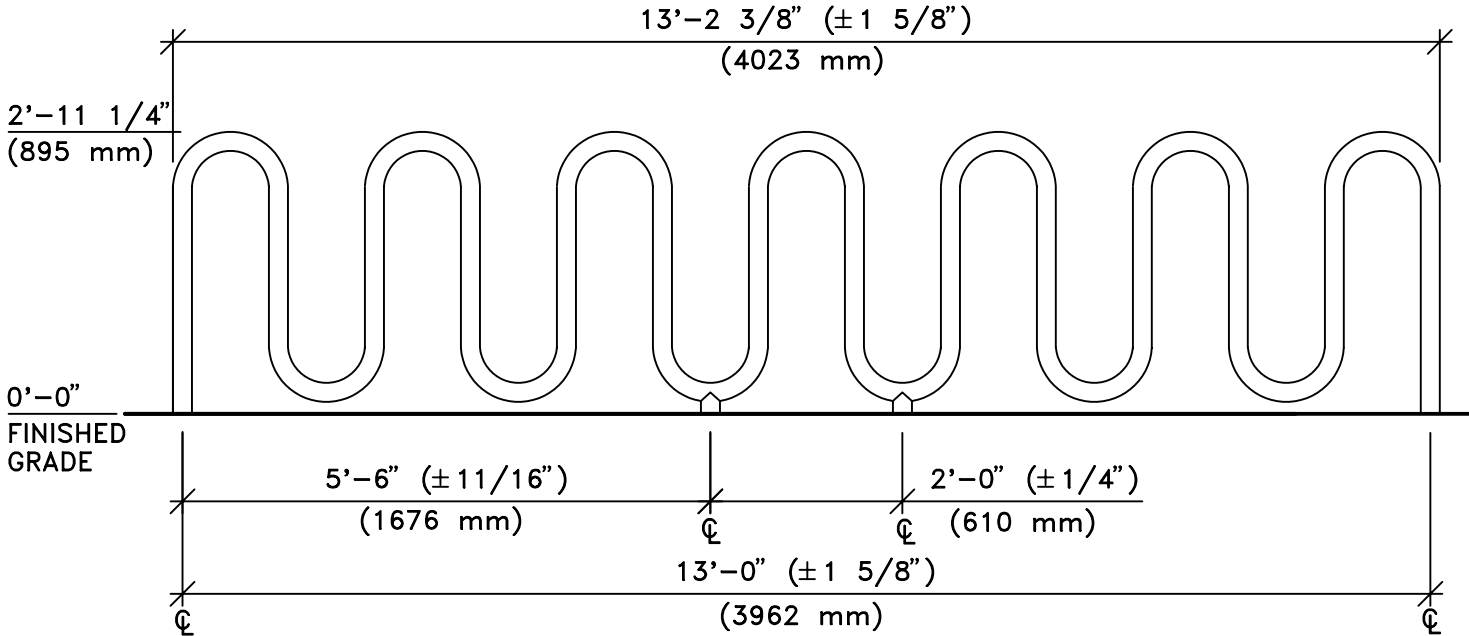


TOP VIEW

SCALE: 1/2" = 1'-0"



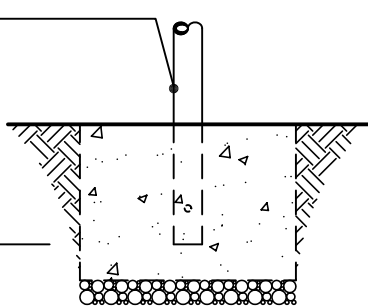
FRONT VIEW

SCALE: 1/2" = 1'-0"

CYCLOOPS

0'-0"
FINISHED GRADE

-(0'-10")
-(254 mm)



NOTE:
CONCRETE FOOTING AND NO. 4 REBAR (BY OTHERS) PER LOCAL SOIL CONDITIONS. CONSULT PROJECT ENGINEER FOR EXACT REQUIREMENTS.


2170-15-E (DIRECT EMBEDMENT)
SCALE: 3/4" = 1'-0"

HEX SOCKET SET SCREW (TYPICAL-4)

CYCLOOPS
BASE COVER (TYPICAL-2)

5/8" (16 mm) DIAMETER HOLES PROVIDED FOR ANCHORS BY OTHERS (TYPICAL-12)

PIPE WITH FLANGE (TYPICAL-2)



2170-15-P (PEDESTAL MOUNT)
SCALE: 3/4" = 1'-0"

This drawing reveals the copyrighted Intellectual property of Columbia Cascade Company. Not for use by others without our express, written authorization.

Authorization for use is hereby granted to architects, landscape architects and similar design professionals solely for the purpose of specifying TimberForm products.



COLUMBIA CASCADE COMPANY
Makers of TimberForm®, PipeLine®, RePlay®, TimberForm®-2, InterPlay®, CycLoops® and CycLocker® Products.

1300 S.W. Sixth Avenue, Suite 310 Telephone 503/223-1157
Portland, Oregon 97201-3464 Facsimile 503/223-4530 U.S.A.

WWW.TIMBERFORM.COM

Title:
TIMBERFORM CYCLOOPS
MODEL NO. 2170-15
ORIGINAL CYCLOOPS



Scale NOTED
Drawn by: AT 07-04-10
Ck'd by:

Drawing No.
W-2170-15

Sheet
1 of 1